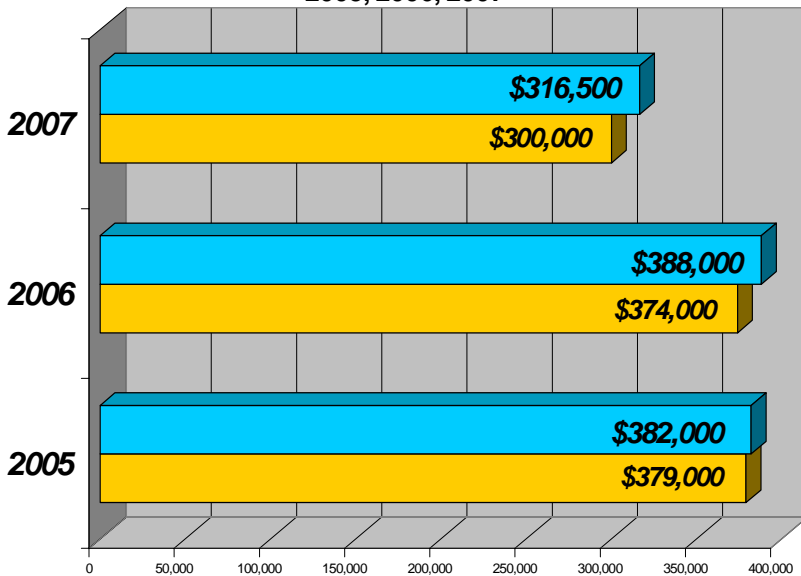


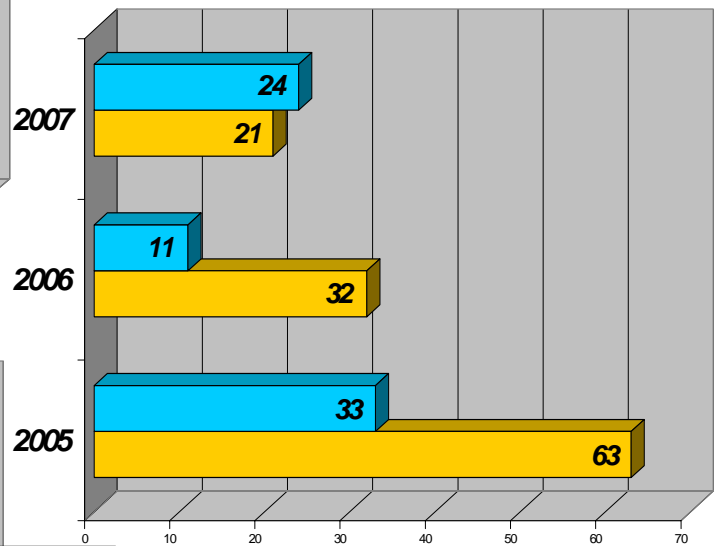
THE ALLIANCE REPORT

Median Sales Price in July
For
2005, 2006, 2007

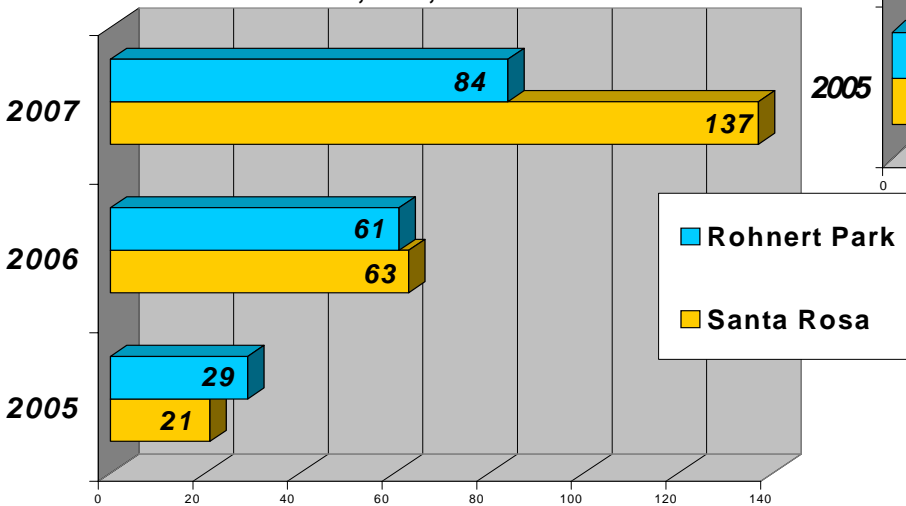


Condos /Co-ops
August 1, 2007

Number of Listings Sold in July
For
2005, 2006, 2007



Days on Market in July
For
2005, 2006, 2007



Interest Rate Watch
as of August 1, 2007
Conforming Rates
30 Year Fixed = 6.25 %
15 Year Fixed = 5.875 %
5 Year Fixed = 6 %
Non-Owner 5 Year = 6.875%

Jumbo Rates
30 Year Fixed = 6.625 %
15 Year Fixed = 6.125 %
5 Year Fixed = 6.375 %
Non-Owner 5 Year = 7.25%

*All rates based on 720 credit score and Fully documented income at a cost of 1 point, and Fully Amortized Loans. Rate subject to change at anytime.

Sonoma County Real Estate Information Year To Date Compared to 2006

Area	# Sold	Sold 06	DOM	DOM 06	Avg. Price	Price 06	Current Listings
Sonoma County	2189	2630	104	81	\$667,820	\$676,954	3,343
Sebastopol	130	154	97	75	\$749,660	\$748,995	164
Rohnert Park/Cotati	147	199	101	72	\$547,477	\$568,088	195
Windsor	139	185	93	84	\$608,889	\$628,110	207
Healdsburg	99	88	106	95	\$831,439	\$878,060	124
S.W. Santa Rosa	73	164	100	76	\$487,128	\$556,040	293
N.W. Santa Rosa	231	351	107	74	\$558,131	\$550,490	422
S.E. Santa Rosa	185	194	104	85	\$643,541	\$646,244	213
N.E. Santa Rosa	317	380	100	85	\$730,973	\$784,663	462
Oakmont	89	65	119	108	\$578,732	\$574,385	93
Petaluma	295	344	101	66	\$678,428	\$696,858	359
Sonoma City	205	234	110	81	\$924,422	\$887,681	328
Cloverdale	59	71	114	114	\$519,258	\$581,002	139

Century 21
NorthBay Alliance

To See Market Reports For Other Areas Please Visit www.C21NorthBayAlliance.com

Information deemed reliable from (B.A.R.E.I.S) Bay Area Real Estate Information Services