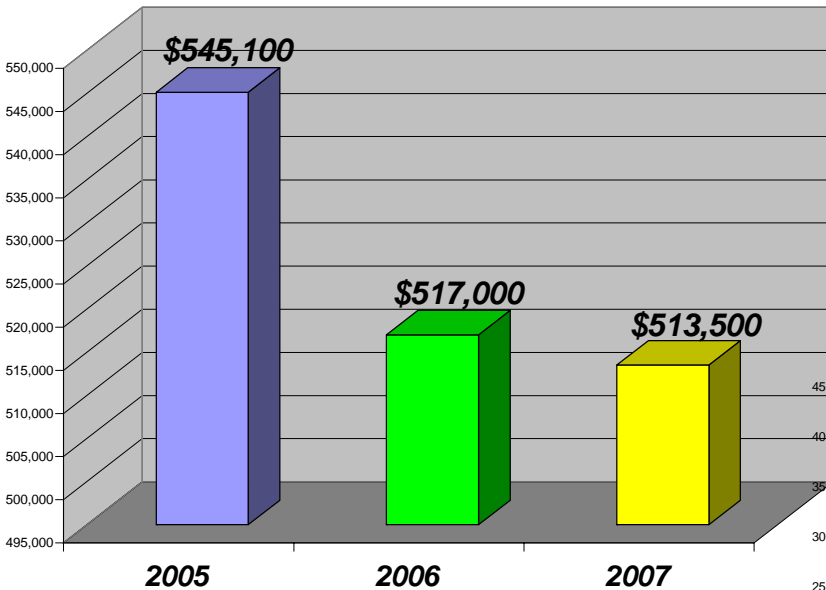


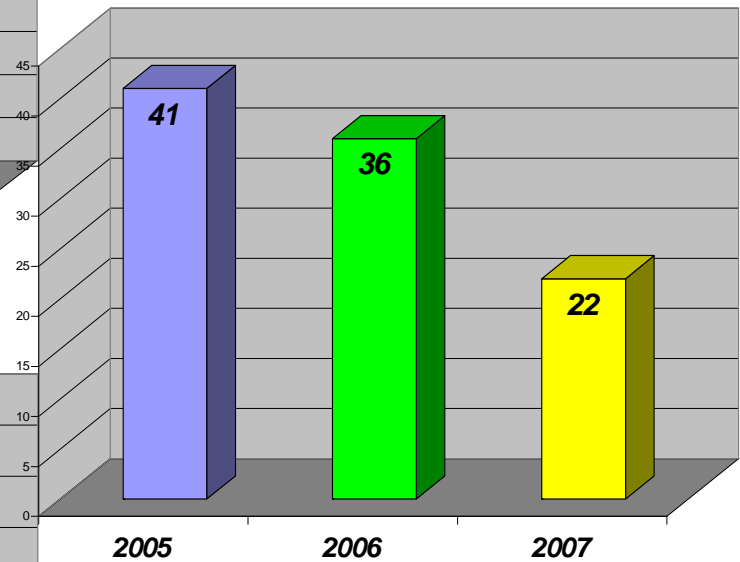
# THE ALLIANCE REPORT

Median Sales Price in July  
For  
2005, 2006, 2007

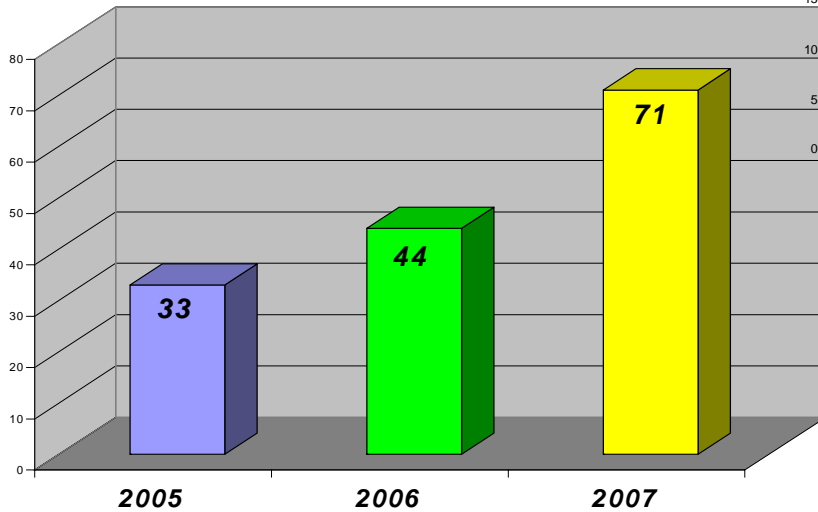


**Rohnert Park /Cotati**  
**August 1, 2007**

Number of Listings Sold in July  
For  
2005, 2006, 2007



Days on Market in July  
For  
2005, 2006, 2007



**Interest Rate Watch**  
as of August 1, 2007  
**Conforming Rates**  
30 Year Fixed = 6.25 %  
15 Year Fixed = 5.875 %  
5 Year Fixed = 6%  
Non-Owner 5 Year = 6.875%

**Jumbo Rates**  
30 Year Fixed = 6.625 %  
15 Year Fixed = 6.125 %  
5 Year Fixed = 6.375%  
Non-Owner 5 Year = 7.25%

\*All rates based on 720 credit score and Fully documented income at a cost of 1 point, and Fully Amortized Loans.  
Rate subject to change at anytime.

**Sonoma County Real Estate Information Year To Date Compared to 2006**

Area	# Sold	Sold 06	DOM	DOM 06	Avg. Price	Price 06	Current Listings
Sonoma County	2189	2630	104	81	\$667,820	\$676,954	3,343
Sebastopol	130	154	97	75	\$749,660	\$748,995	164
Rohnert Park/Cotati	147	199	101	72	\$547,477	\$568,088	195
Windsor	139	185	93	84	\$608,889	\$628,110	207
Healdsburg	99	88	106	95	\$831,439	\$878,060	124
S.W. Santa Rosa	73	164	100	76	\$487,128	\$556,040	293
N.W. Santa Rosa	231	351	107	74	\$558,131	\$550,490	422
S.E. Santa Rosa	185	194	104	85	\$643,541	\$646,244	213
N.E. Santa Rosa	317	380	100	85	\$730,973	\$784,663	462
Oakmont	89	65	119	108	\$578,732	\$574,385	93
Petaluma	295	344	101	66	\$678,428	\$696,858	359
Sonoma City	205	234	110	81	\$924,422	\$887,681	328
Cloverdale	59	71	114	114	\$519,258	\$581,002	139



To See Market Reports For Other Areas Please Visit [www.C21NorthBayAlliance.com](http://www.C21NorthBayAlliance.com)

Information deemed reliable from (B.A.R.E.I.S) Bay Area Real Estate Information Services