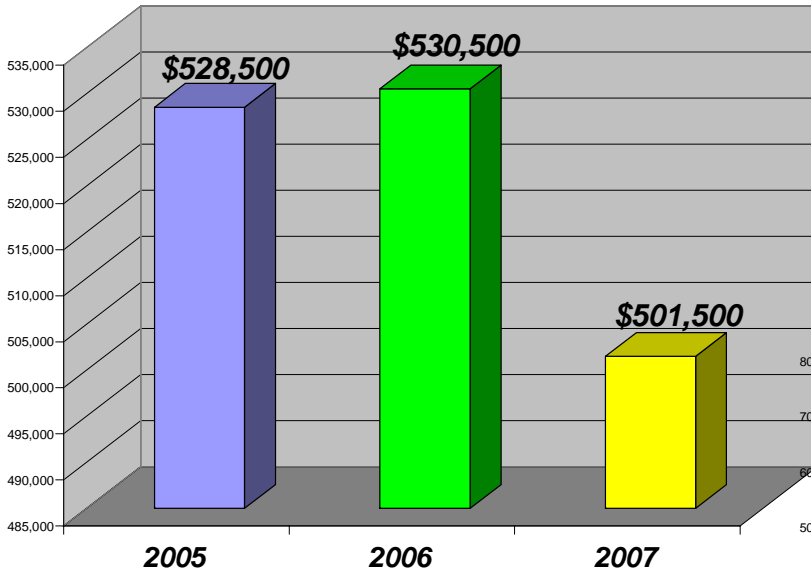


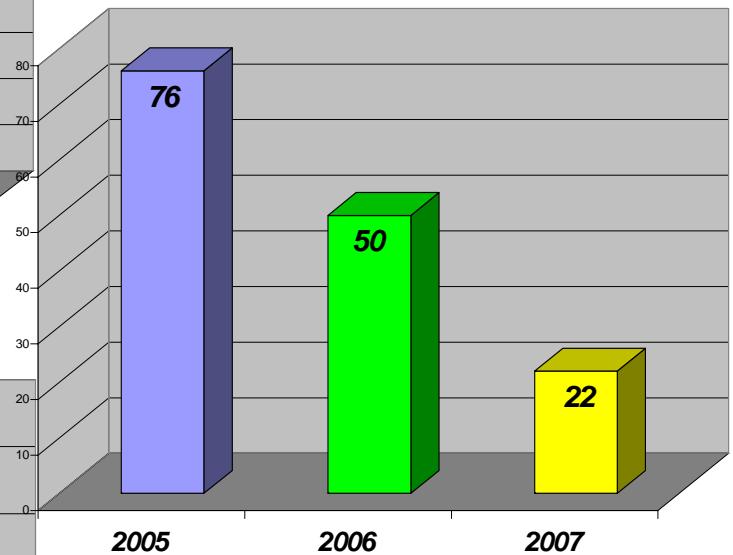
THE ALLIANCE REPORT

Median Sales Price in June
For
2005, 2006, 2007

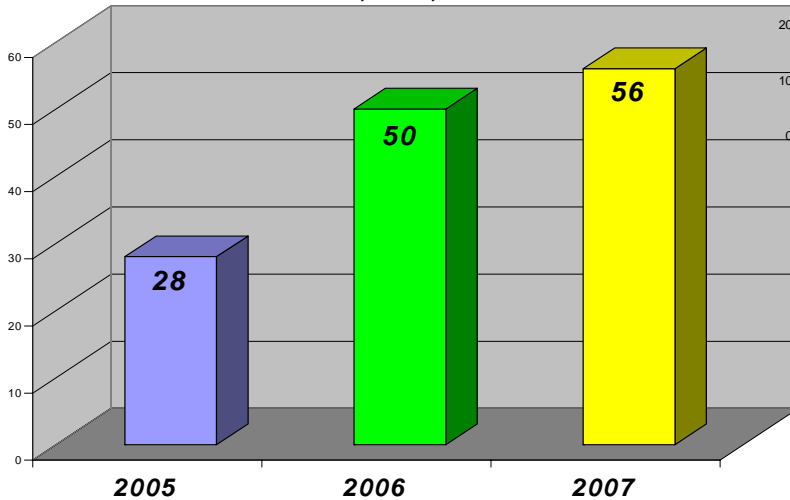


N.W. Santa Rosa
July 1, 2007

Number of Listings Sold in June
For
2005, 2006, 2007



Days on Market in June
For
2005, 2006, 2007



Interest Rate Watch as of July 1, 2007

Conforming Rates
30 Year Fixed = 6.35 %
15 Year Fixed = 6.125 %
5 Year Fixed = 6.5%
Non-Owner 5 Year = 7%

Jumbo Rates
30 Year Fixed = 6.625 %
15 Year Fixed = 6.5 %
5 Year Fixed = 6.5%
Non-Owner 5 Year = 7.375%

*All rates based on 720 credit score and Fully documented income at a cost of 1 point, and Fully Amortized Loans. Rate subject to change at anytime.

Sonoma County Real Estate Information Year To Date Compared to 2006

Area	# Sold/Sold 06	DOM/ 06	Avg. Price / Price 06	Current Listings
Sonoma County	1832 / 2259	105 / 81	\$663,536 / \$673,370	3,222
Sebastopol	110 / 127	96 / 79	\$754,085 / \$759,533	150
Rohnert Park/Cotati	119 / 160	104 / 73	\$555,161 / \$574,973	179
Windsor	116 / 162	93 / 77	\$597,777 / \$628,909	204
Healdsburg	79 / 74	105 / 98	\$743,259 / \$887,423	123
S.W. Santa Rosa	59 / 139	96 / 78	\$487,113 / \$559,627	279
N.W. Santa Rosa	192 / 315	106 / 75	\$559,957 / \$545,602	383
S.E. Santa Rosa	161 / 168	109 / 84	\$639,133 / \$637,053	219
N.E. Santa Rosa	281 / 332	101 / 84	\$738,848 / \$772,096	440
Oakmont	79 / 57	117 / 109	\$572,822 / \$582,149	95
Petaluma	248 / 193	102 / 63	\$660,952 / \$698,657	353
Sonoma	167 / 198	115 / 81	\$911,408 / \$858,800	334
Cloverdale	48 / 62	114 / 116	\$518,974 / \$588,930	129

Century 21
NorthBay Alliance

To See Market Reports For Other Areas Please Visit www.C21NorthBayAlliance.com

Information deemed reliable from (B.A.R.E.I.S) Bay Area Real Estate Information Services