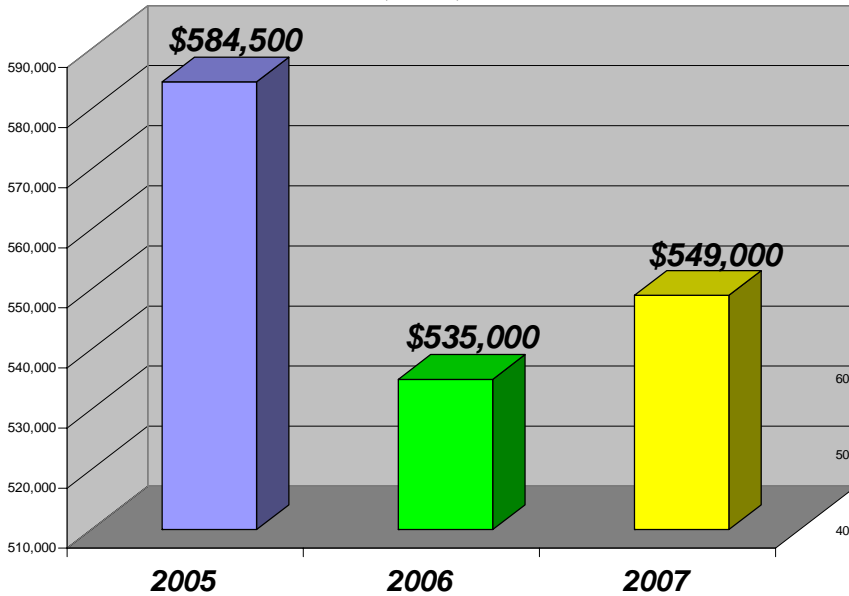


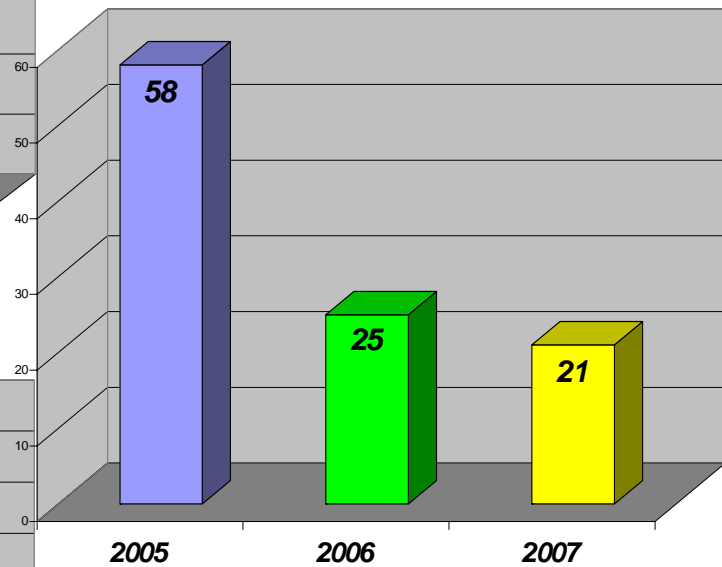
# THE ALLIANCE REPORT

Median Sales Price in June  
For  
2005, 2006, 2007

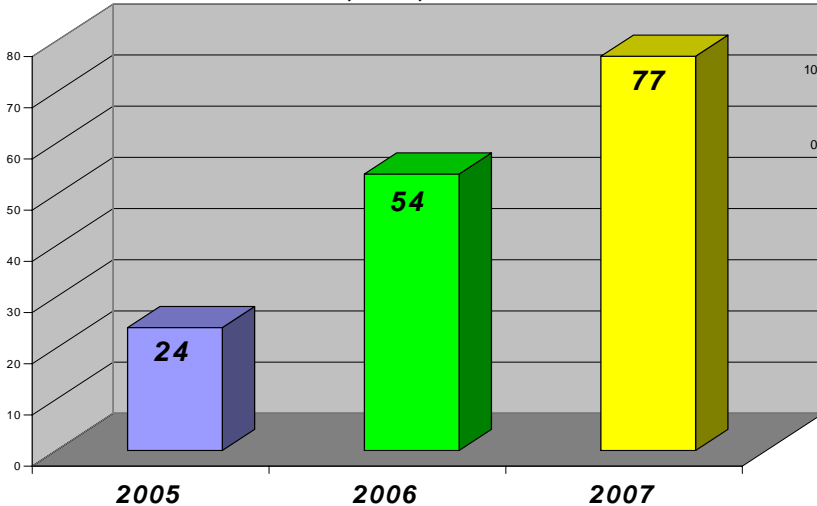


**Rohnert Park /Cotati**  
**July 1, 2007**

Number of Listings Sold in June  
For  
2005, 2006, 2007



Days on Market in June  
For  
2005, 2006, 2007



## Interest Rate Watch as of July 1, 2007

**Conforming Rates**  
30 Year Fixed = 6.35 %  
15 Year Fixed = 6.125 %  
5 Year Fixed = 6.5%  
Non-Owner 5 Year = 7%

**Jumbo Rates**  
30 Year Fixed = 6.625 %  
15 Year Fixed = 6.5 %  
5 Year Fixed = 6.5%  
Non-Owner 5 Year = 7.375%

\*All rates based on 720 credit score and Fully documented income at a cost of 1 point, and Fully Amortized Loans. Rate subject to change at anytime.

## Sonoma County Real Estate Information Year To Date Compared to 2006

Area	# Sold/Sold 06	DOM/ 06	Avg. Price / Price 06	Current Listings
Sonoma County	1832 / 2259	105 / 81	\$663,536 / \$673,370	3,222
Sebastopol	110 / 127	96 / 79	\$754,085 / \$759,533	150
Rohnert Park/Cotati	119 / 160	104 / 73	\$555,161 / \$574,973	179
Windsor	116 / 162	93 / 77	\$597,777 / \$628,909	204
Healdsburg	79 / 74	105 / 98	\$743,259 / \$887,423	123
S.W. Santa Rosa	59 / 139	96 / 78	\$487,113 / \$559,627	279
N.W. Santa Rosa	192 / 315	106 / 75	\$559,957 / \$545,602	383
S.E. Santa Rosa	161 / 168	109 / 84	\$639,133 / \$637,053	219
N.E. Santa Rosa	281 / 332	101 / 84	\$738,848 / \$772,096	440
Oakmont	79 / 57	117 / 109	\$572,822 / \$582,149	95
Petaluma	248 / 193	102 / 63	\$660,952 / \$698,657	353
Sonoma	167 / 198	115 / 81	\$911,408 / \$858,800	334
Cloverdale	48 / 62	114 / 116	\$518,974 / \$588,930	129



To See Market Reports For Other Areas Please Visit [www.C21NorthBayAlliance.com](http://www.C21NorthBayAlliance.com)

Information deemed reliable from (B.A.R.E.I.S) Bay Area Real Estate Information Services