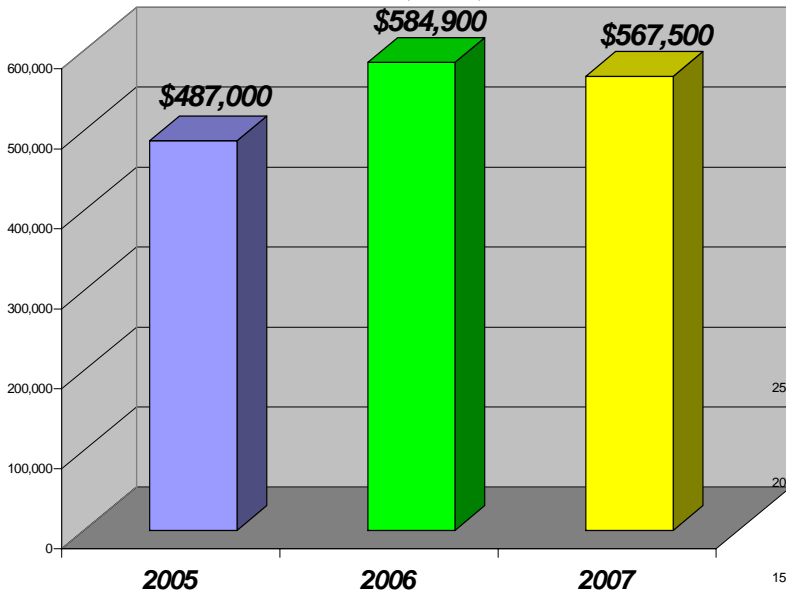


THE ALLIANCE REPORT

Median Sales Price in May

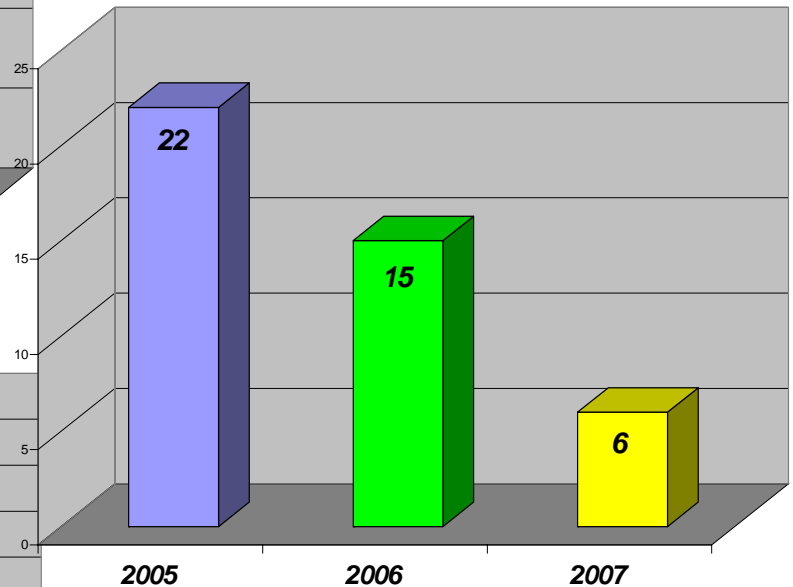
For
2005, 2006, 2007



Cloverdale
June 1, 2007

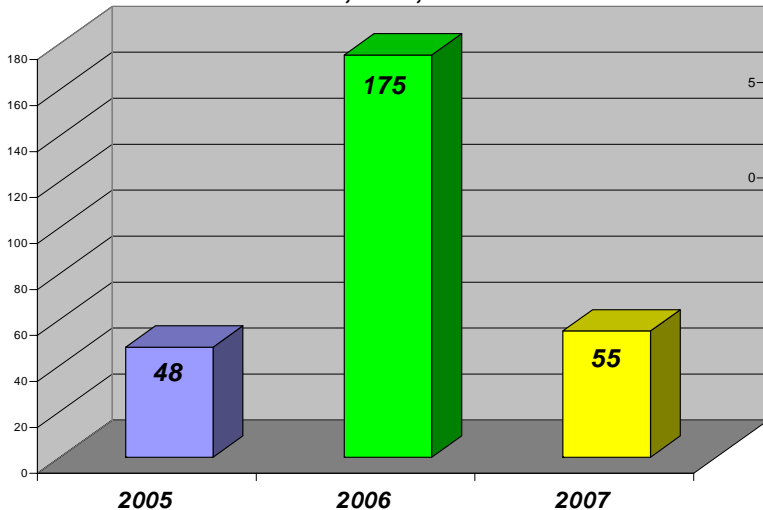
Number of Listings Sold in May

For
2005, 2006, 2007



Days on Market in May

For
2005, 2006, 2007



Interest Rate Watch as of June 1, 2007

Conforming Rates
30 Year Fixed = 6.5 %
15 Year Fixed = 6.375 %
5 Year Fixed = 6.5 %
Non-Owner 5 Year = 7 %

Jumbo Rates
30 Year Fixed = 6.625 %
15 Year Fixed = 6.5 %
5 Year Fixed = 6.5 %
Non-Owner 5 Year = 7.375 %

Sonoma County Real Estate Information Year To Date Compared to 2006

Area	# Sold/Sold 06	DOM/ 06	Avg. Price / Price 06	Current Listings
Sonoma County	1507 / 1824	109 / 82	\$656,500 / \$658,881	3,078
Sebastopol	86 / 102	98 / 82	\$732,352 / \$739,929	143
Rohnert Park/Cotati	96 / 135	100 / 74	\$545,258 / \$578,678	168
Windsor	95 / 140	89 / 80	\$556,300 / \$638,934	191
Healdsburg	62 / 58	118 / 106	\$709,494 / \$905,626	124
S.W. Santa Rosa	54 / 114	97 / 81	\$485,531 / \$564,571	264
N.W. Santa Rosa	170 / 265	111 / 74	\$561,859 / \$536,403	352
S.E. Santa Rosa	137 / 129	110 / 87	\$640,944 / \$589,756	211
N.E. Santa Rosa	234 / 269	104 / 84	\$730,374 / \$755,647	411
Oakmont	64 / 45	115 / 110	\$575,374 / \$589,586	97
Petaluma	202 / 231	109 / 65	\$666,958 / \$684,498	327
Sonoma	128 / 156	121 / 84	\$927,714 / \$842,766	316
Cloverdale	39 / 53	119 / 106	\$536,295 / \$554,146	140

Century 21
NorthBay Alliance

To See Market Reports For Other Areas Please Visit www.C21NorthBayAlliance.com

Information deemed reliable from (B.A.R.E.I.S) Bay Area Real Estate Information Services