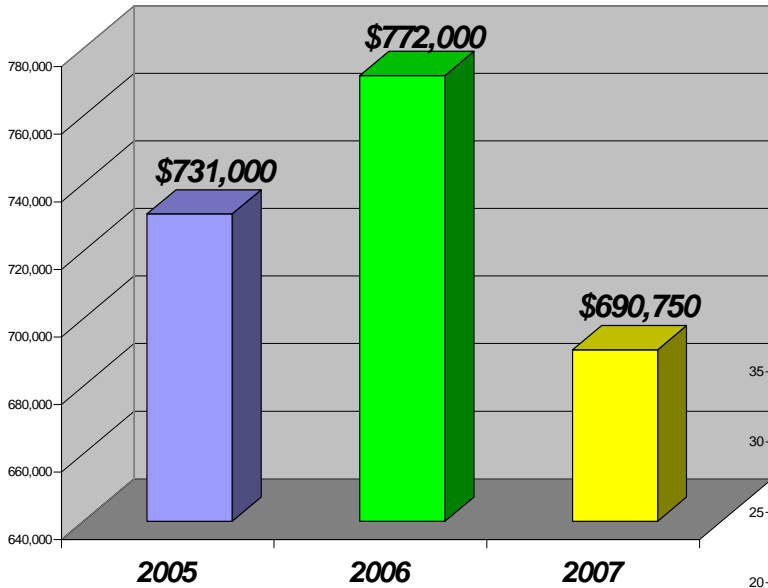


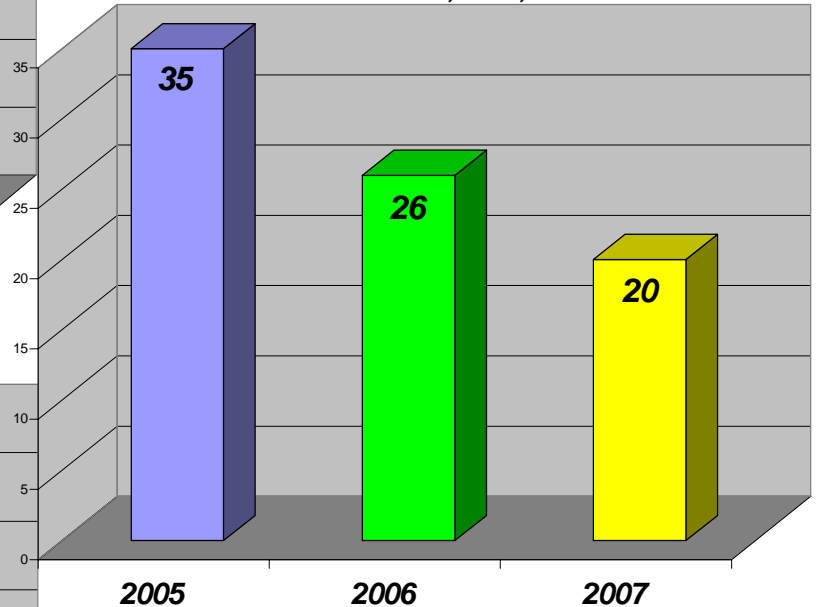
# THE ALLIANCE REPORT

Median Sales Price in May  
For  
2005, 2006, 2007

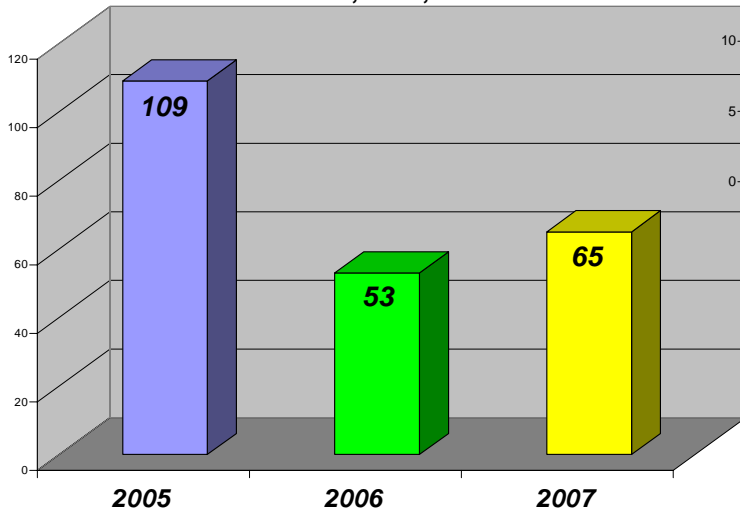


**Sebastopol**  
**June 1, 2007**

Number of Listings Sold in May  
For  
2005, 2006, 2007



Days on Market in May  
For  
2005, 2006, 2007



## Interest Rate Watch as of June 1, 2007

**Conforming Rates**  
30 Year Fixed = 6.5 %  
15 Year Fixed = 6.375 %  
5 Year Fixed = 6.5 %  
Non-Owner 5 Year = 7 %

**Jumbo Rates**  
30 Year Fixed = 6.625 %  
15 Year Fixed = 6.5 %  
5 Year Fixed = 6.5 %  
Non-Owner 5 Year = 7.375 %

## Sonoma County Real Estate Information Year To Date Compared to 2006

Area	# Sold/Sold 06	DOM/ 06	Avg. Price / Price 06	Current Listings
Sonoma County	1507 / 1824	109 / 82	\$656,500 / \$658,881	3,078
Sebastopol	86 / 102	98 / 82	\$732,352 / \$739,929	143
Rohnert Park/Cotati	96 / 135	100 / 74	\$545,258 / \$578,678	168
Windsor	95 / 140	89 / 80	\$556,300 / \$638,934	191
Healdsburg	62 / 58	118 / 106	\$709,494 / \$905,626	124
S.W. Santa Rosa	54 / 114	97 / 81	\$485,531 / \$564,571	264
N.W. Santa Rosa	170 / 265	111 / 74	\$561,859 / \$536,403	352
S.E. Santa Rosa	137 / 129	110 / 87	\$640,944 / \$589,756	211
N.E. Santa Rosa	234 / 269	104 / 84	\$730,374 / \$755,647	411
Oakmont	64 / 45	115 / 110	\$575,374 / \$589,586	97
Petaluma	202 / 231	109 / 65	\$666,958 / \$684,498	327
Sonoma	128 / 156	121 / 84	\$927,714 / \$842,766	316
Cloverdale	39 / 53	119 / 106	\$536,295 / \$554,146	140



To See Market Reports For Other Areas Please Visit [www.C21NorthBayAlliance.com](http://www.C21NorthBayAlliance.com)

Information deemed reliable from (B.A.R.E.I.S) Bay Area Real Estate Information Services