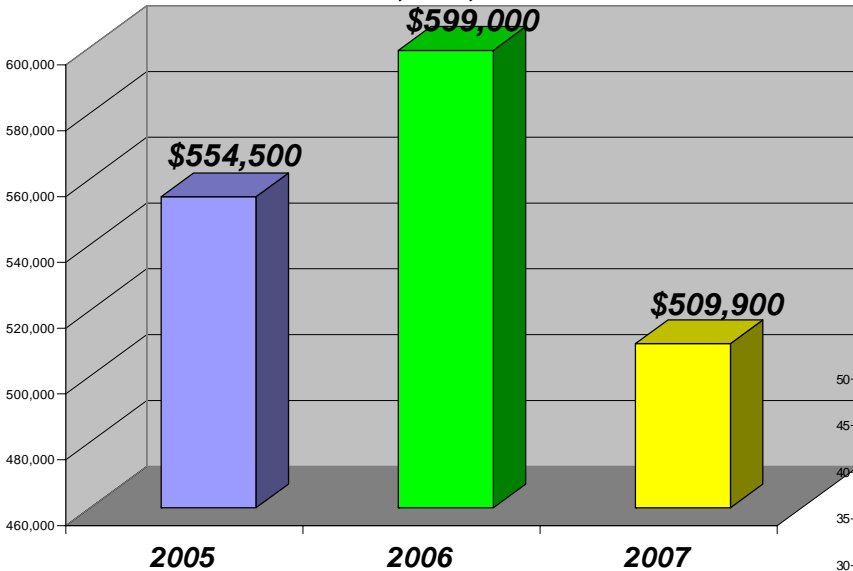


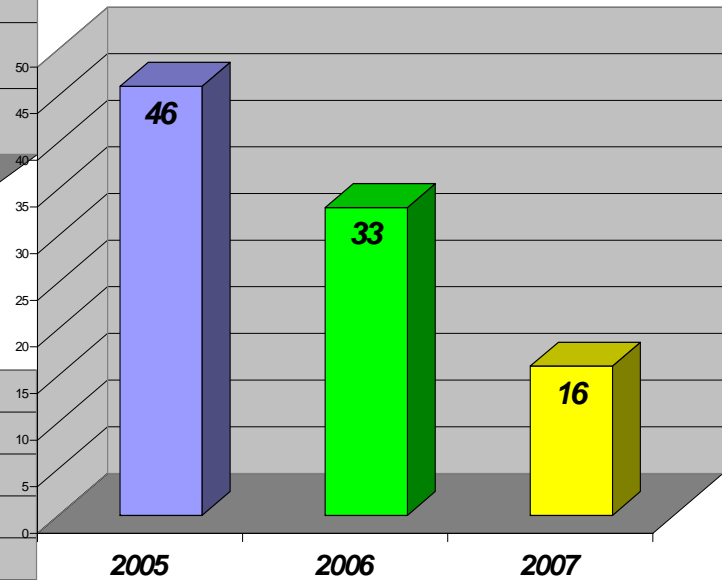
THE ALLIANCE REPORT

Median Sales Price in April
For
2005, 2006, 2007

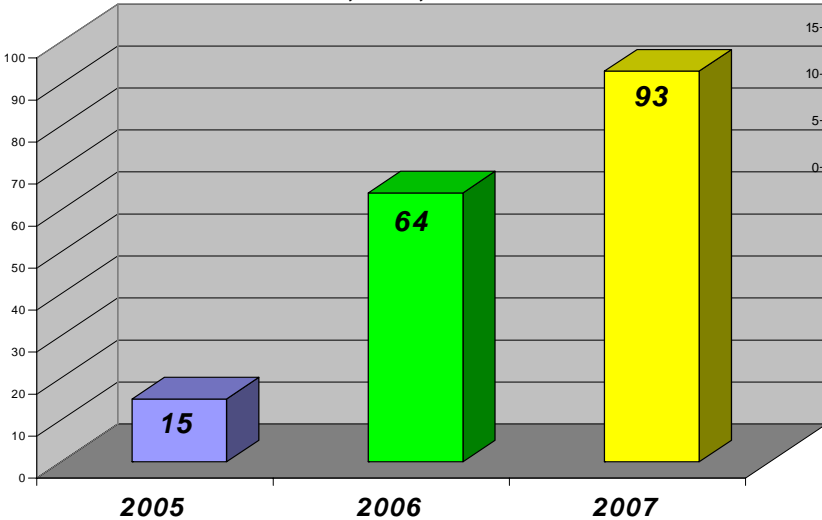


Rohnart Park & Cotati
May 1, 2007

Number of Listings Sold in April
For
2005, 2006, 2007



Days on Market in April
For
2005, 2006, 2007



Interest Rate Watch
as of May 1, 2007
Conforming Rates
30 Year Fixed = 6 %
15 Year Fixed = 5.75 %
5 Year Fixed = 6.125%
Non-Owner 5 Year = 6.625%

Jumbo Rates
30 Year Fixed = 6.25 %
15 Year Fixed = 5.875 %
5 Year Fixed = 6.5%
Non-Owner 5 Year = 6.875%

Sonoma County Real Estate Information Year To Date Compared to 2006

Area	# Sold/Sold 06	DOM/ 06	Avg. Price / Price 06	Current Listings
Sonoma County	1174 / 1426	114 / 83	\$645,481 / \$658,881	2759
Sebastopol	65 / 76	105 / 85	\$740,588 / \$739,929	123
Rohnert Park/Cotati	71 / 105	122 / 78	\$559,370 / \$578,678	150
Windsor	78 / 108	93 / 82	\$554,635 / \$638,934	163
Healdsburg	50 / 47	119 / 102	\$723,248 / \$905,626	105
S.W. Santa Rosa	41 / 92	103 / 82	\$499,176 / \$564,571	250
N.W. Santa Rosa	140 / 212	117 / 74	\$551,440 / \$536,403	312
S.E. Santa Rosa	108 / 102	108 / 93	\$636,657 / \$589,756	201
N.E. Santa Rosa	179 / 213	110 / 84	\$722,467 / \$755,647	373
Oakmont	45 / 35	114 / 112	\$588,687 / \$589,586	90
Petaluma	81 / 86	111 / 66	\$663,857 / \$684,498	292
Sonoma	97 / 116	126 / 88	\$862,286 / \$842,766	230
Cloverdale	32 / 39	130 / 103	\$538,672 / \$554,146	90



To See Market Reports For Other Sonoma County Areas Please Visit www.C21NorthBayAlliance.com

Information deemed reliable from (B.A.R.E.I.S) Bay Area Real Estate Information Services